










	Manufacturers name
	Manufacturing date
	Lot number
	Expiry date
	Method of sterilisation
	Indicates single use
	Refer to instructions
	Keep dry
	Keep out of direct sunlight
	Do not use if packaging is damaged
	Do not put fingers in rollers
	Consult instructions for use

CE 1639

MERCIAN
Surgical Instruments of Excellence

Mercian Surgical Supply Co. Ltd.
10 Topaz Way, Topaz Business Park,
Bromsgrove, Worcestershire B61 0GD. UK
Tel: +44 (0) 844 879 1133
Email: info@merciansurgical.com

Date of issue: **August 2023**
Revision number: **3**

INSTRUCTIONS FOR USE **STERILE IRRIGATION TUBING**

Description:

Irrigation tubing manufactured from silicone & PVC tubing.

Application/Intended Use/Performance:

Irrigation tubing is used together with the Mercian Micro Torque Drill System (MT5010-00) for the delivery of sterile water, controlled through a peristaltic pump onto a cutting tool to aid the cutting performance of Burs & Saw Blades.

To be used on patients with the following condition(s):

- Oral surgery conditions, Facial Trauma or congenital conditions, Mastoids and other Orthopaedic conditions.

Procedures indicated:

Drilling/cutting of Bone or Teeth in Oral, ENT or small bone Surgery.

- Mastoid Surgery.
- Oral Surgery Procedures.
- Orthopaedic Surgery Procedures.

Intended User:

Qualified clinicians with the necessary training to use a Surgical Drill.

Patient Population:

No restriction on patient age or population.

Packing & Sterilisation:

The tubing set is supplied sterile, for single use only.

Packed individually in a box of 10 and sterilised by Ethylene Oxide in accordance with ISO 11135.

Precautions:

The material is latex free.

- Must only be used for its intended purpose.
- This device is supplied sterile, intended for single use ONLY.
- Re-use of single use devices presents a risk of infection to the patient.
- Not to be re-sterilised once opened.
- Risk of finger injury during installation.
- Do Not Use if the packaging is damaged or opened. Dispose of immediately if packaging is found to be breached in any way.
- To be used with sterile water only.
- Only compatible with the Mercian Micro-Torque Surgical Drill System.

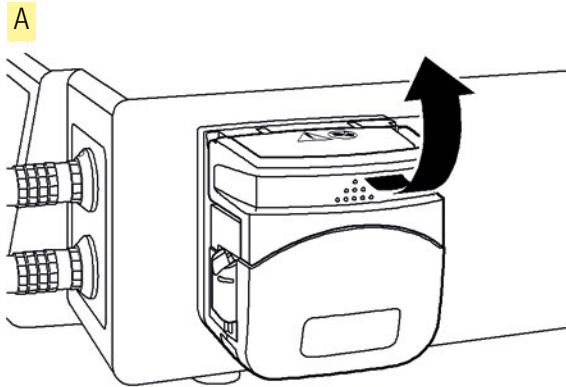
Storage:

- To be stored under normal ambient conditions.
- Keep away from direct sunlight and must be kept dry.
- Life of the product is limited to the date on the label.

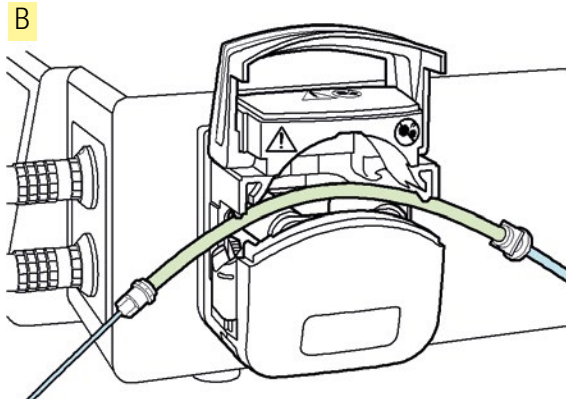
Disposal:

Can be disposed of without any special instructions and poses no danger if standard medical waste disposal regulations are observed.

INSTALLING THE STERILE IRRIGATION TUBING IN TO THE PUMP UNIT ON THE CONSOLE

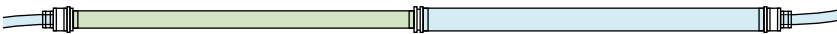


A Open the pump lid to accept the tubing.

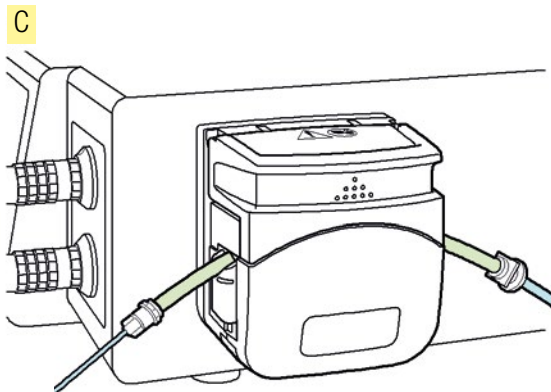


B Place the larger bore tubing centrally onto the rollers.

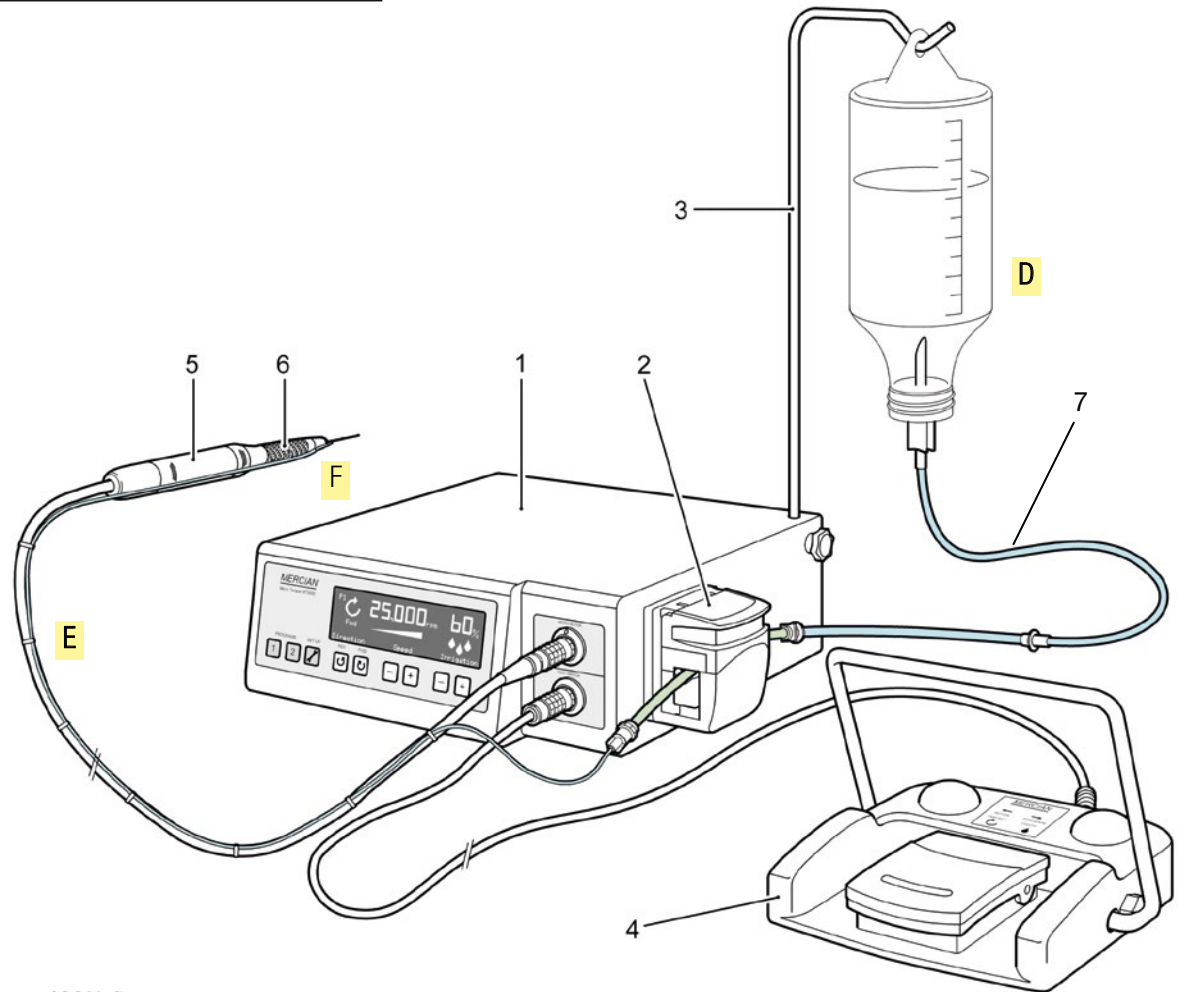
Green tubing 50% flow rate Translucent tubing up to 100% flow rate



Select and insert either the translucent wide bore tubing for up to a 100% flow rate. Alternatively, where a reduced flow rate is required, insert the 50% flow rate green coloured tubing. (A reduced flow rate is preferred for ENT procedures).



C Close the lid onto the tubing.



- | | |
|----------------------------|------------------------------|
| 1. Electronic Console Unit | 5. 'Micro Motor' and Cable |
| 2. Irrigation Pump Unit | 6. Surgical Handpiece |
| 3. Irrigation Support | 7. Sterile Irrigation Tubing |
| 4. Footswitch Control | |

D The irrigation spike then penetrates the irrigation fluid bag.

E Secure the micro bore tubing at intervals along the motor cable using the tubing clips.

F Connect the end of the finer bore tubing onto the tube of the handpiece spray nozzle.